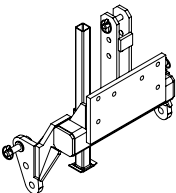
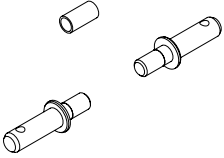
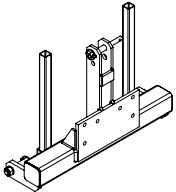
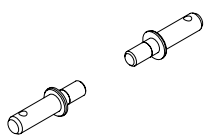
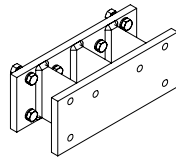
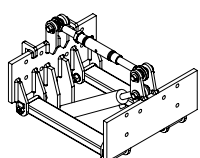
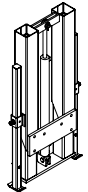
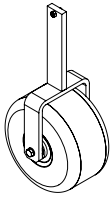
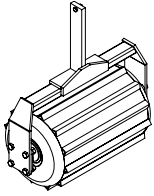
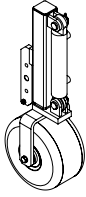
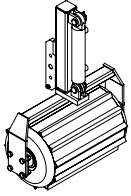
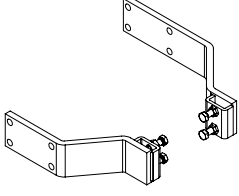
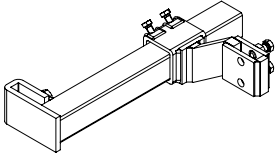
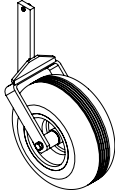
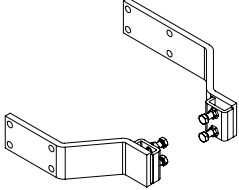


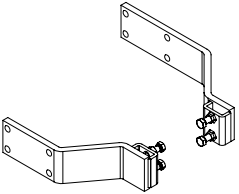
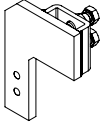
Two-sided suspensions N06


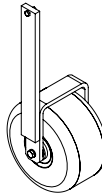
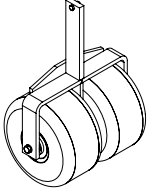
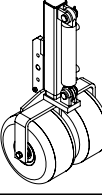
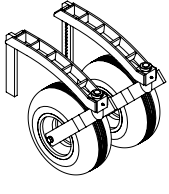
Suspension devices designed to connect working tools Ostraticky with tractor or other carrier. Double-tube carrying frame with central pivot, mechanical / hydraulic side shift, connection with carrier by 3-point linkage cat. 1/2 by ISO 730-1 or by direct mounting to the frame of the carrier. Including hydraulic hoses and quick couplings, hoses length up to 250 cm for front, up to 150 cm for rear suspensions.

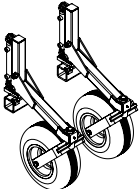
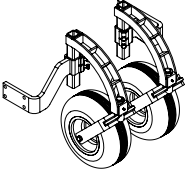

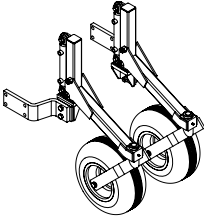
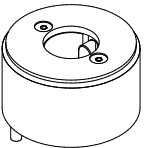
carrying frame, mechanical side shift		order no.	
	N06-320, basic width 68 cm, side shift 2x32 cm	N06320	
	N06-500, basic width 91 cm, side shift 2x50 cm	N06500	
	N06-600, basic width 107 cm, side shift 2x60 cm	N06600	
	N06-700, basic width 110 cm, side shift 2x70 cm	N06700	
carrying frame, hydraulic side shift one lever (operated by one hydraulic circuit)		order no.	
	N06-321, basic width 68 cm, side shift 2x32 cm, one lever	N06321	
	N06-501, basic width 91 cm, side shift 2x50 cm, one lever	N06501	
	N06-601, basic width 107 cm, side shift 2x60 cm, one lever	N06601	
	N06-701, basic width 110 cm, side shift 2x70 cm, one lever	N06701	
carrying frame, hydraulic side shift two levers (operated by two hydraulic circuits)		order no.	
	N06-322, basic width 68 cm, side shift 2x32 cm, two levers	N06322	
	N06-502, basic width 91 cm, side shift 2x50 cm, two levers	N06502	
	N06-602, basic width 107 cm, side shift 2x60 cm, two levers	N06602	
	N06-702, basic width 110 cm, side shift 2x70 cm, two levers	N06702	
working tool tilting		order no.	
	tilting head 02PM <i>(mechanical tilting +16°/-16°)</i>	NAKL02PM	
	tilting head 02PH <i>(hydraulic tilting +16°/-16°)</i>	NAKL02PH	
	tilting head 06M <i>(hydraulic tilting +16°/-16°, not available with frames N06xx1 and N06322)</i>	NAKL06M	
	tilting head 06H <i>(hydraulic tilting +16°/-16°, not available with frames N06xx1 and N06322)</i>	NAKL06H	

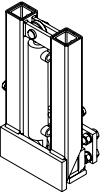
frames for connection with a tractor		order no.	
	frame for 3-point linkage TBZ06-1 <i>(for 3-point linkage cat. 1 by ISO 730-1)</i>	TBZ0601	
	set of pins for suspension cat. 2 <i>(for TBZ0601, instead of pins cat. 1)</i>	TBZCEPKAT2	
	frame for 3-point linkage TBZ06-2 <i>(for 3-point linkage cat. 2 by ISO 730-1)</i>	TBZ0612	
	set of pins for suspension cat. 1 <i>(for TBZ0612, instead of pins cat. 2)</i>	TBZCEPKAT1	
	spacer 150 <i>(length 15 cm, necessary for the set of TBZ0601+N06320+00E, TBZ0602+N06320+00E, TBZ0602+N06500+00E)</i>	TBZ06M15	
	spacer 300 <i>(length 30 cm)</i>	TBZ06M30	
	spacer 450 <i>(length 45 cm)</i>	TBZ06M45	
	suspension hanger with parallelogram 06P	N0606P	
	straight-line hanger 06-2S	N06062S	

supporting wheels/rollers		order no.	
	supporting wheel, metallic, d250 <i>(tine 50x16)</i>	CS125.921000	
	supporting roller, full-body <i>(tine 60x20)</i>	CS125.931000	
	supporting wheel, metallic, d250, hydraulically adjustable <i>(tine 50x16)</i>	CS125.925000	
	supporting roller, full-body, hydraulically adjustable <i>(tine 50x16)</i>	CS125.932000	
	supporting wheels/rollers holders E <i>(2 pcs set, E180 + E280, for tines 50x16)</i>	DRKOLES2	
	extended wheel's holder S <i>- for tine 50x16</i>	CS125.957000	
	extended wheel's holder S <i>- for tine 60x20</i>	CS125.957100	
	holder of the tine with duck-foot shaped share / ploughshare 60x60, l=500	CS121.010920	
	holder of the tine with duck-foot shaped share / ploughshare 60x60, l=500 <i>(instead of holder of the tine with duck-foot shaped share / ploughshare 60x60, l=300)</i>	RAM606050M30	
	supporting wheel, tyre, d400 <i>(tine 60x20)</i>	CS125.941000	
	supporting wheels holders G <i>(2 pcs set, G190 + G290, for tines 60x20)</i>	DRKOLGS2	

	<p>supporting wheels holders FH0 <i>(2 pcs set, FH190 + FH290, for tines 60x20, necessary with K.U.L.T. fingerweeder, for frame N06-50x, N06-60x, N06-70x)</i></p>	DRKOLFH0S2	
	<p>supporting wheels holders FHZ, shortened <i>(2 pcs set, FH19Z + FH29Z, for tines 60x20, necessary with K.U.L.T. fingerweeder, for frame N06-32x)</i></p>	DRKOLFHZS2	
	<p>bracket for supporting wheel 60x20/60x20 <i>(in connection with active working tool)</i></p>	CS125.954000	
	<p>bracket for supporting wheel 50x16/60x20 <i>(in connection with active working tool)</i></p>	CS125.955000	
	<p>bracket for supporting wheel 50x16/50x16 <i>(necessary for hydraulically adjustable supporting wheels/rollers in connection with DRKOLES2)</i></p>	CS125.956000	

special supporting wheels		order no.	
	<p>supporting wheel, metallic, d250 - with bent tine <i>(tine 50x16)</i></p>	CS125.922000	
	<p>supporting wheel, metallic, d250 - with moved tine <i>(tine 50x16, eccentrically)</i></p>	CS125.923000	
	<p>supporting wheel, metallic, d250 - doubled <i>(double-assembly, tine 50x16)</i></p>	CS125.924000	
	<p>supporting wheel, metallic, d250 - doubled, hydraulically adjustable <i>(double-assembly, tine 50x16)</i></p>	CS125.926000	
	<p>supporting wheel, tyre, d400, with turnable fork, mechanically adjustable <i>(2 pcs set, tine 50x16)</i></p>	GOTOCM116	
	<p>supporting wheel, tyre, d400, with turnable fork, mechanically adjustable <i>(2 pcs set, tine 60x20)</i></p>	GOTOCM120	

	<p>supporting wheel, tyre, d400, with turnable fork, hydraulically adjustable <i>(2 pcs set, for installation on holder of the tine with duck-foot shaped share / ploughshare 60x60, l=500)</i></p>	<p>GOTOCH100</p>	
	<p>supporting wheel, tyre, d400, with turnable fork, mechanically adjustable, shortened for N06 <i>(2 pcs set, including wheels holders, also with K.U.L.T. fingerweeder)</i></p>	<p>GOTOCM200</p>	
	<p>supporting wheel, tyre, d400, with turnable fork, mechanically adjustable, shortened for TBZ12 and P12 <i>(2 pcs set, including wheels holders, also with K.U.L.T. fingerweeder)</i></p>	<p>GOTOCM201</p>	
	<p>supporting wheel, tyre, d400, with turnable fork, hydraulically adjustable <i>(2 pcs set, including wheels holders, also with K.U.L.T. fingerweeder, for frame N06-60x, N06-70x)</i></p>	<p>GOTOCH101</p>	
	<p>supporting wheel, tyre, d400, with turnable fork, hydraulically adjustable <i>(2 pcs set, including wheels holders, also with K.U.L.T. fingerweeder, for frame N06-50x, N06-32x)</i></p>	<p>GOTOCH102</p>	
	<p>turning limitation for supporting wheels with tyre and turnable fork <i>(not available for GOTOCM116 and GOTOCM120)</i></p>	<p>CS125.946810</p>	

other accesories	order no.	
	<p>01E200 - straight-line lifting, without tilting <i>(suspension post 50/60, lift 20 cm)</i></p>	<p>ZAV01E2</p>